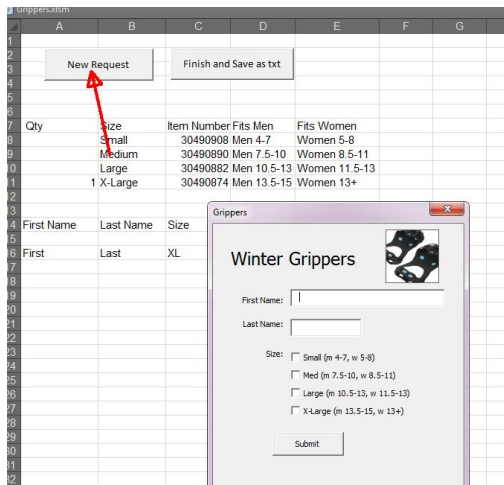


## Carrier Ice Grippers

Here's what you'll need to do to get these items approved:

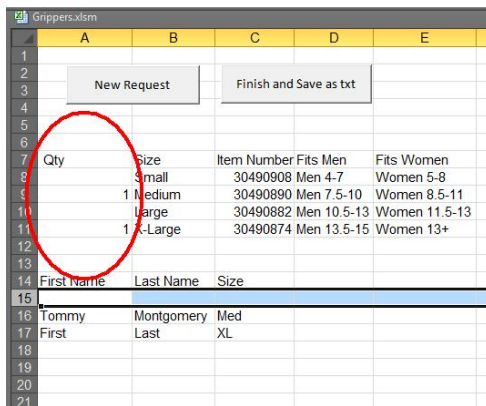
- Download the 'grippers.xlsm' program
- Create a list of new CCA employees or carriers that have not received new grippers in several years.
- This list should contain the name of the employee and the size.

### [Gripper Program \(link also available on the picklist\)](#)



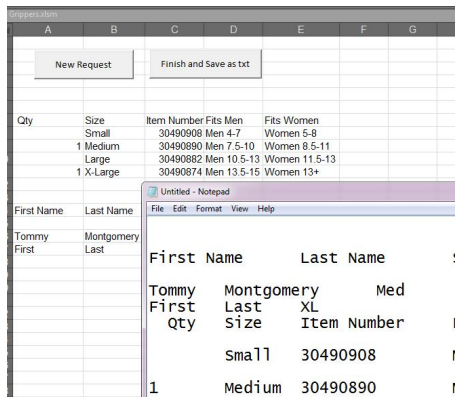
Once you have opened the Grippers program, you'll click on the 'New Request' button to add names.

Be sure to check the box that matches the size that they need.



As you enter the names in, you'll notice the Qty is logging each individual. This makes placing the ebuy2 much easier, since it keeps track of how many you need to order.

We have also included the item number you'll need to use in eBuy2.



Lastly, click on 'Finish and Save as txt'. You'll see instructions on the screen, but here's what you'll need to do.

Order the Qty that you need in ebuy2. When you're entering your justification, attach the txt file to the ebuy2. 😊 That's it.



Replacement Spikes:

These are available in boxes of 100.

Item number: 30490981

These are expensive. (\$55.40) They should only be ordered by large offices and/or shared among mid-sized offices.